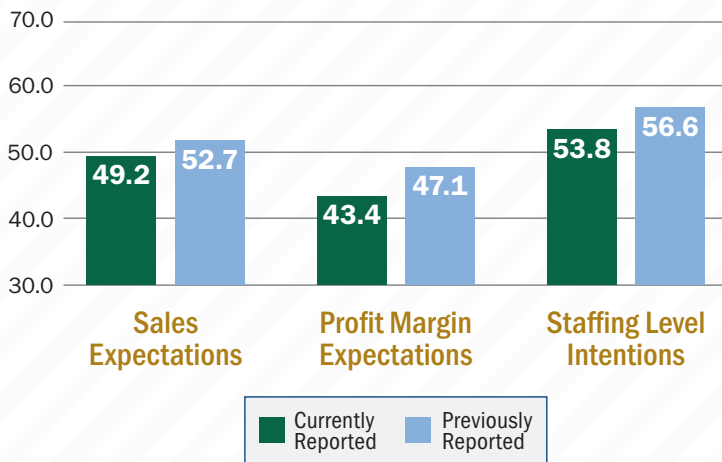


Construction Vital Statistics

November 2020 at a Glance



CONTRACTOR CONFIDENCE INDEX

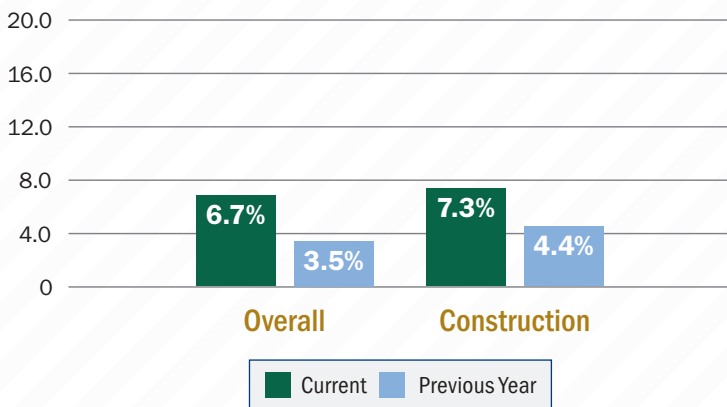


Readings above 50 indicate growth

(Associated Builders & Contractors)

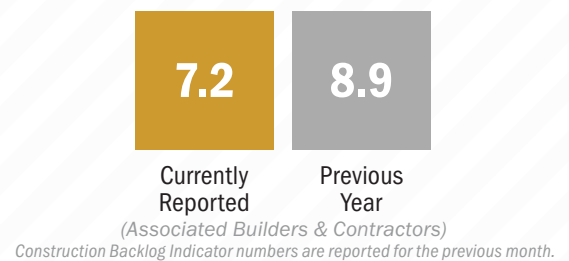
Current Contractor Confidence Numbers are reported for the previous month.

UNEMPLOYMENT RATE

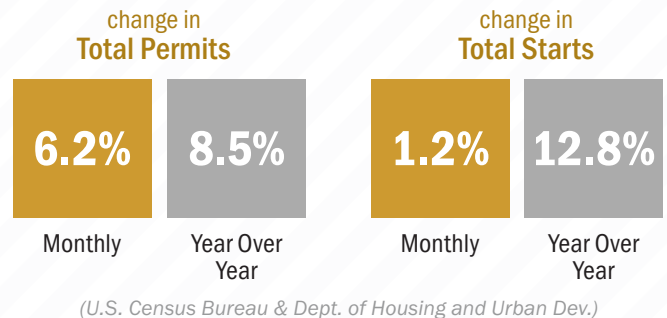


(Bureau of Labor Statistics)

CONSTRUCTION BACKLOG INDICATOR

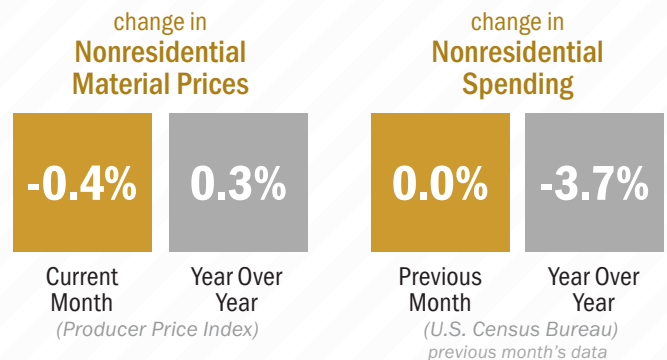


HOUSING PERMITS AND STARTS



(U.S. Census Bureau & Dept. of Housing and Urban Dev.)

BY THE NUMBERS



November 2020 at a Glance

	Jun '20	Jul '20	Aug '20	Sep '20	Oct '20	Nov '20
Construction Backlog Indicator (Months)						
Previous month's backlog	8.1	7.8	8.0	7.5	7.7	7.2
Previous year's backlog	8.9	8.8	8.5	9.0	8.9	8.9
<i>(Associated Builders & Contractors)</i>						
Construction Contractors Confidence Index¹						
Sales expectations	51.1	47.2	53.0	51.3	52.7	49.2
Profit margin expectations	47.0	42.7	47.8	44.0	47.1	43.4
Staffing level intentions	56.0	50.6	54.4	54.4	56.6	53.8
<i>(Associated Builders & Contractors - Previous Month's Numbers)</i>						
National Unemployment Rate						
Overall current month	11.1%	10.2%	8.4%	7.9%	6.9%	6.7%
Overall from previous year	3.7%	3.7%	3.7%	3.5%	3.6%	3.5%
Construction current month	10.1%	8.9%	7.6%	7.1%	6.8%	7.3%
Construction from previous year	4.0%	3.8%	3.6%	3.2%	4.0%	4.4%
<i>(Bureau of Labor Statistics - BLS)</i>						
Change in National Housing Permits and Starts						
Permits - Total monthly	2.1%	18.8%	-0.9%	5.2%	0.0%	6.2%
Permits - Total year over year	-2.5%	9.4%	-0.1%	8.1%	2.8%	8.5%
1 - Family - monthly	11.8%	17.0%	6.0%	7.8%	0.6%	1.3%
1 - Family - year over year	-1.1%	15.5%	15.6%	24.3%	20.6%	22.2%
5 + Units - monthly	-14.0%	23.5%	-17.4%	1.0%	-5.9%	22.8%
5 + Units - year over year	-4.2%	-0.4%	-28.5%	-22.2%	-30.6%	-17.4%
Starts - Total monthly	17.3%	22.6%	-5.1%	1.9%	4.9%	1.2%
Starts - Total year over year	-4.0%	23.4%	2.8%	11.1%	14.2%	12.8%
1 - Family - monthly	17.2%	8.2%	4.1%	8.5%	6.4%	0.4%
1 - Family - year over year	-3.9%	7.4%	12.1%	22.3%	29.4%	27.1%
5 + Units - monthly	18.6%	56.7%	-25.4%	-14.7%	-3.2%	8.0%
5 + Units - year over year	-2.5%	67.8%	-16.9%	-17.4%	-19.9%	-16.0%
<i>(U.S. Census Bureau & Dept. of Housing and Urban Dev.)</i>						
Change in Nonresidential Construction Material Prices						
Current month	2.3%	1.8%	0.3%	1.4%	0.0%	-0.4%
Year over year	-3.4%	-2.5%	-1.2%	0.5%	0.5%	0.3%
<i>(Producer Price Index - PPI)</i>						
Change in Nonresidential Construction Spending						
Previous month	-0.9%	-0.2%	-1.2%	-0.1%	-1.6%	0.0%
Year over year	-0.3%	0.4%	-0.8%	-0.7%	-4.4%	-3.7%
<i>(U.S. Census Bureau) Index information is as of the previous month do to the timing of availability</i>						
AIA - Architecture Billing Index²	40.0	40.0	40.0	47.0	47.5	46.3
Dodge Momentum Index- Commercial Building³	141.5	148.0	153.3	158.5	148.9	145.7
Interest Rates⁴						
1-Month LIBOR	0.1830%	0.1725%	0.1619%	0.1518%	0.1461%	0.1422%
WSJ Prime Rate	3.25%	3.25%	3.25%	3.25%	3.25%	3.25%
5 Year US Treasury Rate	0.28%	0.29%	0.30%	0.27%	0.41%	0.39%
10 Year US Treasury Rate	0.64%	0.71%	0.69%	0.68%	0.91%	0.87%

1. Readings above 50 indicate growth, while readings below 50 are unfavorable.
2. Any Architecture Billing Index Score above 50 signifies growth - it is a leading economic indicator that provides an approximately nine to 12 month glimpse into the future of nonresidential construction spending activity.
3. It is a monthly measure of the first (or initial) report for nonresidential building projects in planning, which has been shown to lead construction spending for nonresidential buildings by a full year. Since reaching bottom in July 2011 at a level of 77.1 (2000=100), the index has been trending up.
4. Rates as of mid month.

Copyright ©2020 CBIZ, Inc. All Rights Reserved.

MHM (Mayer Hoffman McCann P.C.) is an independent CPA firm that provides audit, review and attest services, and works closely with CBIZ, a business consulting, tax and financial services provider. CBIZ and MHM are members of Kreston International Limited, a global network of independent accounting firms.



Accounting | Tax | Advisory

1-800-ASK-CBIZ

www.cbiz.com/construction