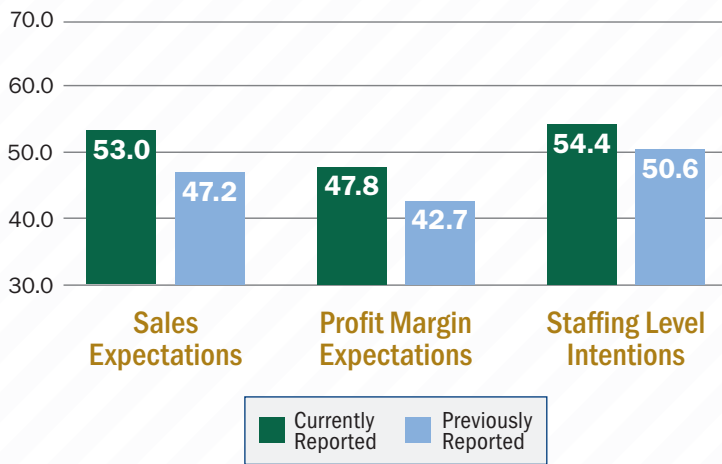


Construction Vital Statistics

August 2020 at a Glance



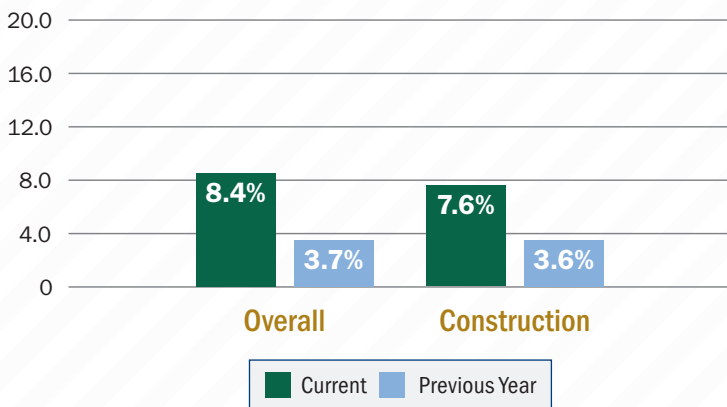
CONTRACTOR CONFIDENCE INDEX



Readings above 50 indicate growth

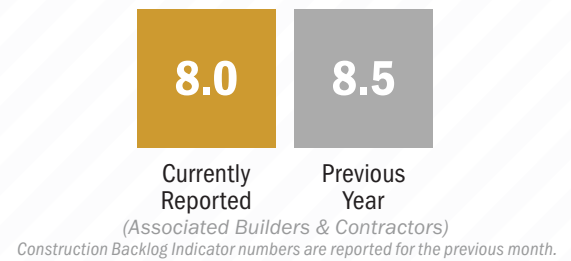
(Associated Builders & Contractors)
Current Contractor Confidence Numbers are reported for the previous month.

UNEMPLOYMENT RATE

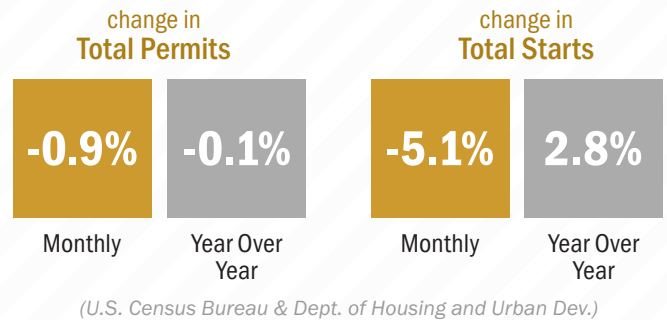


(Bureau of Labor Statistics)


CONSTRUCTION BACKLOG INDICATOR



HOUSING PERMITS AND STARTS



BY THE NUMBERS



August 2020 at a Glance

	Mar '20	Apr '20	May '20	Jun '20	Jul '20	Aug '20
Construction Backlog Indicator (Months)						
Previous month's backlog	8.2	7.8	7.9	8.1	7.8	8.0
Previous year's backlog	8.8	9.5	8.7	8.9	8.8	8.5
<i>(Associated Builders & Contractors)</i>						
Construction Contractors Confidence Index¹						
Sales expectations	38.1	41.1	44.9	51.1	47.2	53.0
Profit margin expectations	36.6	39.8	41.7	47.0	42.7	47.8
Staffing level intentions	45.2	51.4	53.0	56.0	50.6	54.4
<i>(Associated Builders & Contractors - Previous Month's Numbers)</i>						
National Unemployment Rate						
Overall current month	4.4%	14.7%	13.3%	11.1%	10.2%	8.4%
Overall from previous year	3.8%	3.5%	3.6%	3.7%	3.7%	3.7%
Construction current month	6.9%	16.6%	12.7%	10.1%	8.9%	7.6%
Construction from previous year	5.2%	4.7%	3.2%	4.0%	3.8%	3.6%
<i>(Bureau of Labor Statistics - BLS)</i>						
Change in National Housing Permits and Starts						
Permits - Total monthly	-6.8%	-20.8%	14.4%	2.1%	18.8%	-0.9%
Permits - Total year over year	5.0%	-19.2%	-8.8%	-2.5%	9.4%	-0.1%
1 - Family - monthly	-12.0%	-24.3%	11.9%	11.8%	17.0%	6.0%
1 - Family - year over year	8.7%	-16.4%	-9.9%	-1.1%	15.5%	15.6%
5 + Units - monthly	5.2%	-12.4%	18.3%	-14.0%	23.5%	-17.4%
5 + Units - year over year	-3.6%	-22.6%	-8.4%	-4.2%	-0.4%	-28.5%
Starts - Total monthly	-22.3%	-30.2%	4.3%	17.3%	22.6%	-5.1%
Starts - Total year over year	1.4%	-29.7%	-23.2%	-4.0%	23.4%	2.8%
1 - Family - monthly	-17.5%	-25.4%	0.1%	17.2%	8.2%	4.1%
1 - Family - year over year	2.8%	-24.8%	-17.8%	-3.9%	7.4%	12.1%
5 + Units - monthly	-32.1%	-40.3%	16.9%	18.6%	56.7%	-25.4%
5 + Units - year over year	-3.9%	-38.6%	-33.1%	-2.5%	67.8%	-16.9%
<i>(U.S. Census Bureau & Dept. of Housing and Urban Dev.)</i>						
Change in Nonresidential Construction Material Prices						
Current month	-1.1%	-4.2%	0.8%	2.3%	1.8%	0.3%
Year over year	-2.0%	-7.4%	-6.8%	-3.4%	-2.5%	-1.2%
<i>(Producer Price Index - PPI)</i>						
Change in Nonresidential Construction Spending						
Previous month	-1.8%	-0.1%	-1.8%	-0.9%	-0.2%	-1.2%
Year over year	2.5%	2.0%	0.9%	-0.3%	0.4%	-0.8%
<i>(U.S. Census Bureau) Index information is as of the previous month do to the timing of availability</i>						
AIA - Architecture Billing Index ²	33.3	29.5	32.0	40.0	40.0	40.0
Dodge Momentum Index- Commercial Building ³	168.6	153.3	146.1	141.5	148.0	153.3
Interest Rates⁴						
1-Month LIBOR	0.9172%	0.6957%	0.1939%	0.1830%	0.1725%	0.1619%
WSJ Prime Rate	3.25%	3.25%	3.25%	3.25%	3.25%	3.25%
5 Year US Treasury Rate	0.49%	0.31%	0.33%	0.28%	0.29%	0.30%
10 Year US Treasury Rate	0.73%	0.64%	0.71%	0.64%	0.71%	0.69%

1. Readings above 50 indicate growth, while readings below 50 are unfavorable.
2. Any Architecture Billing Index Score above 50 signifies growth - it is a leading economic indicator that provides an approximately nine to 12 month glimpse into the future of nonresidential construction spending activity.
3. It is a monthly measure of the first (or initial) report for nonresidential building projects in planning, which has been shown to lead construction spending for nonresidential buildings by a full year. Since reaching bottom in July 2011 at a level of 77.1 (2000=100), the index has been trending up.
4. Rates as of mid month.

Copyright ©2020 CBIZ, Inc. All Rights Reserved.

MHM (Mayer Hoffman McCann P.C.) is an independent CPA firm that provides audit, review and attest services, and works closely with CBIZ, a business consulting, tax and financial services provider. CBIZ and MHM are members of Kreston International Limited, a global network of independent accounting firms.

1-800-ASK-CBIZ

www.cbiz.com/construction



Accounting | Tax | Advisory